

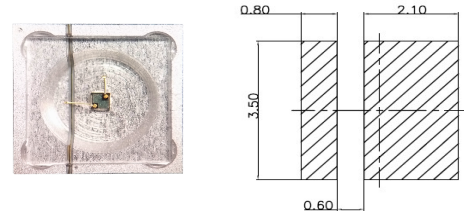
UV-C LED Sensor

GUVCL-S10GD



Features

- Aluminium Gallium Nitride Based Material
- Schottky-type Photodiode
- Photovoltaic Mode Operation
- Good Solar Blindness

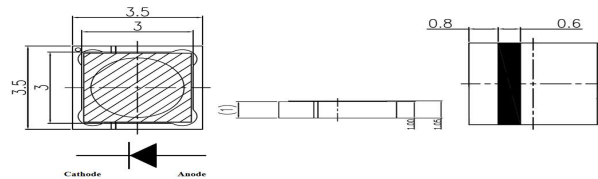


Applications

UV-C LED Monitoring (265,270,280nm)

- Pure UV-C Monitoring
- Sterilization Lamp Monitoring

Outline Diagrams and Dimensions



Absolute Maximum Ratings

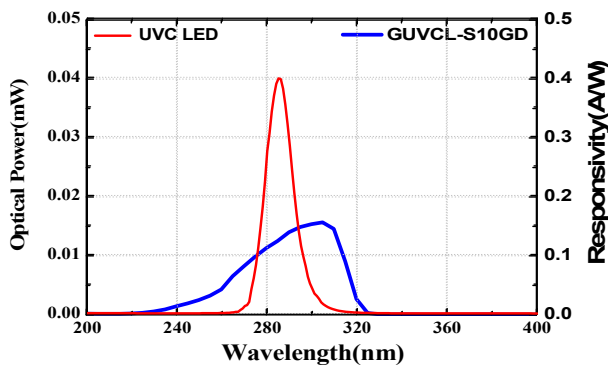
Parameter	Symbol	Min.	Max.	Unit	Remark
Storage Temperature	T_{st}	-40	90	°C	
Operating Temperature	T_{op}	-30	85	°C	
Reverse Voltage	$V_{r, max.}$		3	V	
Forward Current	$I_{f, max.}$		1	mA	
Optical Source Power Range	P_{opt}	0.01	100	mW/cm ²	UVC LED
Soldering Temperature	T_{sol}		260	°C	within 10 sec.

*Notice: apply to us in the case that Optical Source Power is over 100mW/cm²

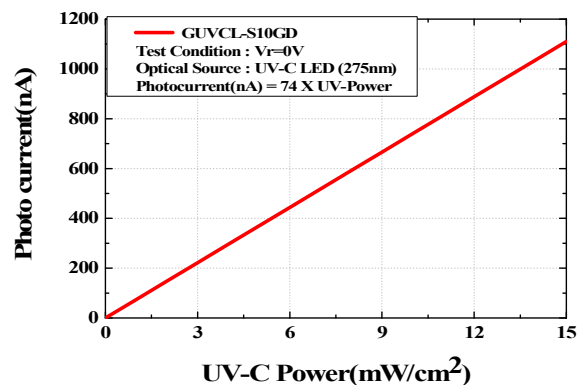
Characteristics (at 25°C)

Parameter	Symbol	Min.	Typ.	Max.	Unit	Test Conditions
Dark Current	I_d			1	nA	$V_r = 0.1 V$
Photo Current	I_{ph}	67	74	81	nA	UVC LED, 1mW/cm ²
Temperature Coefficient	I_{tc}		0.1		%/°C	UVC LED
Responsivity	R		0.12		A/W	$\lambda = 280 nm, V_r = 0 V$
Spectral Detection Range	λ	230		320	nm	10% of R
Active area			0.076		mm ²	

Responsivity Curve



Output Voltage along UV Power



Caution

ESD can damage the device hence please avoid ESD.